
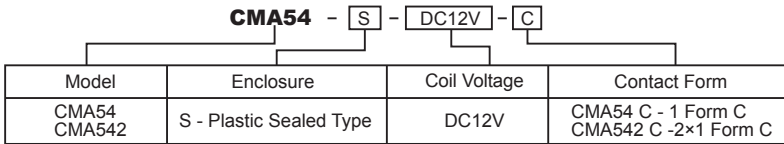




- ### Features
- Small and compact
 - Available in single and twin relay
CMA54 - single relay, CMA542 - twin relay
CMA54 dimensions: 17.5×9.2×13.2(mm)
CMA542 dimensions: 17.5×16.9×13.2(mm)
 - High contact capacity 25A
 - Low noise operation
 - Contains no lead and features cadmium-free contacts ensuring environment-friendly use
 - Applications: car alarm, power window, central locking system, seat adjustment control, sunroof motor control, wiper, etc



ORDERING INFORMATION



Remark: 1. CMA54 single relay, CMA542 twin relay; 2. Nominal Coil Power: 0.56W

SPECIFICATION

CONTACT DATA

Contact Form	CMA54: 1 Form C CMA542: 2×1 Form C	
Contact Material	Ag Alloy	
Contact Rating	CMA54: 20A 14VDC CMA542: 2×20A 14VDC	
Contact Resistance	Max. 100mΩ (6VDC 1A)	
Load	Max. Switching Current	25A
	Max. Switching Voltage	40VDC
	Max. Switching Power	280W
Life	Electrical	100,000 operations
	Mechanical	10,000,000 operations

COIL DATA

Nominal Coil Power	0.56W
--------------------	-------

GENERAL DATA

Insulation Resistance		Min. 100MΩ 500VDC
Dielectric Strength	Between open contacts	550VAC, 1min
	Between coil and contacts	550VAC, 1min
Operate Time		Max. 3ms
Release Time		Max. 1.3ms
Operating Temperature		-40°C to +85°C
Humidity		35~95%RH, +40°C
Shock Resistance	Endurance	450m/s ²
	Misoperation	300m/s ²
Vibration Resistance	Endurance	10 -200Hz, 100m/s ²
	Misoperation	10 -200Hz, 100m/s ²
Weight		CMA54: Approximately 5.0g CMA542: Approximately 10.0g

Note: Data shown are of initial value

COIL DATA

Ambient Temperature: 23°C

Model	Nominal Voltage VDC	Coil Resistance Ω±10%	Operate Voltage ≤VDC	Release Voltage ≥VDC	Coil Power W
CMA54-S-DC12V	12	255	7.2	1.0	0.56
CMA542-S-DC12V	12	255	7.2	1.0	

CMA 54
CMA542

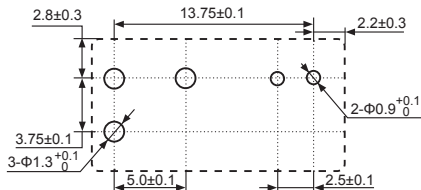
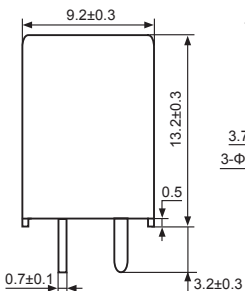
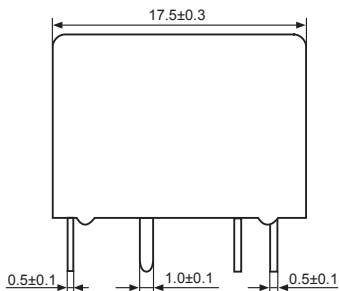
AUTOMOTIVE RELAY

OUTLINE, WIRING DIAGRAM, MOUNTING HOLE LAYOUT (UNIT: mm)

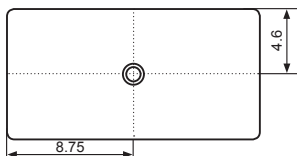
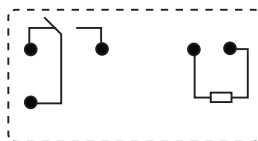
CMA54

Outline

Mounting Hole Layout
(Bottom View)

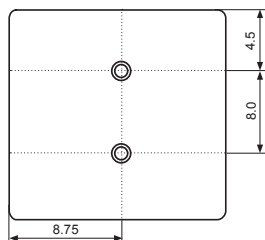
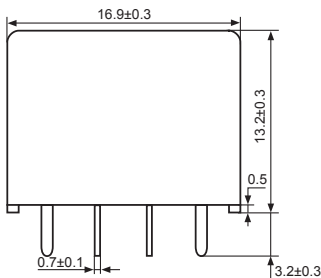
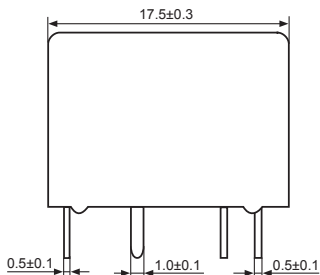


Wiring Diagram
(Bottom View)

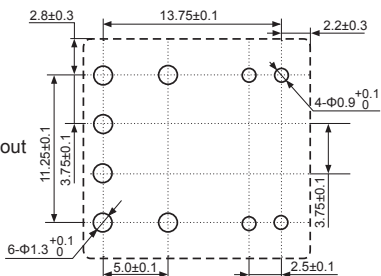


CMA542

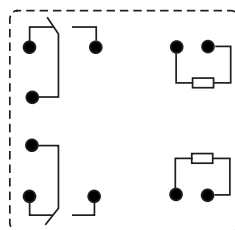
Outline



Mounting Hole Layout
(Bottom View)

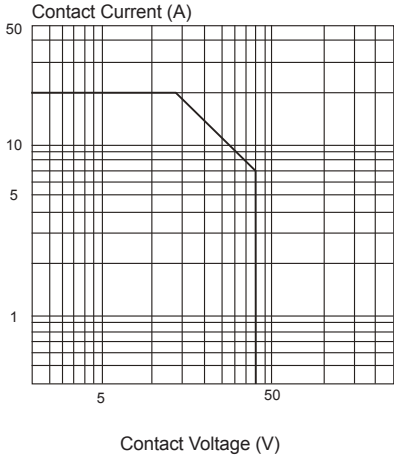


Wiring Diagram
(Bottom View)

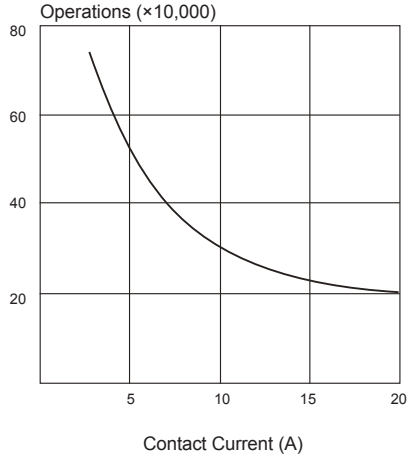


REFERENCE DATA

Maximum Switching Power



Life Curve



Coil Temperature Rise

